

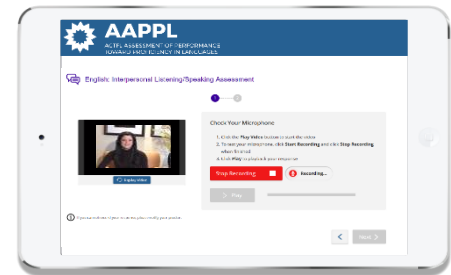


AAPPL FAQs & Resources for Learners


What is the AAPPL?

The ACTFL Assessment of Performance toward Proficiency in Languages (AAPPL) is an online language test. The AAPPL includes multimedia (audio, video, and graphics) which are used in test items to prompt you to use your world language. For example, you will respond to a video chat partner's questions as part of the listening and speaking section. The AAPPL is made up of four parts (modes):

1. Interpersonal Listening/Speaking (ILS)
2. Interpretive Reading (IR)
3. Interpretive Listening (IL)
4. Presentational Writing (PW)



Each component takes between 30 and 45 minutes and can be administered in one sitting, or in multiple sittings. The four components of the test take approximately two to three hours combined.



What do students receive after taking the AAPPL?

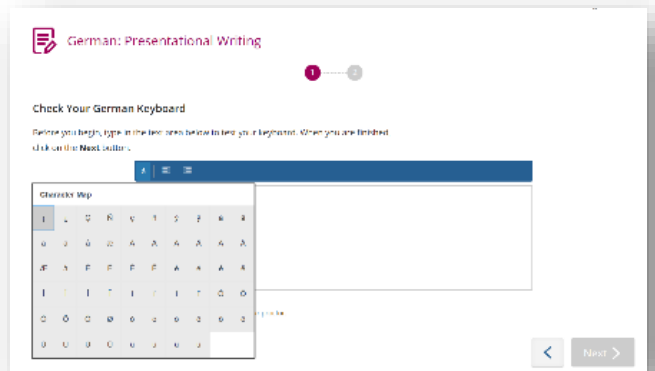
Learners receive a score report. The score report describes what you can do in the language and how well you do it. It also provides suggestions for ways to increase your language proficiency.

How can I prepare for the AAPPL?

At ACTFL, we believe that practice inside and outside of the classroom leads to gains in language proficiency! Below are a few suggested resources to facilitate language practice.

- **AAPPL Tips:** Watch the [AAPPL Tips YouTube videos](#).
- **AAPPL Demo:** Take the [Online Practice Test](#) on the AAPPL Demo page.

- **AAPPL Communication Builder:** ACTFL provides the [AAPPL Communication Builder](#) which allows teachers, parents and students to create and/or make use of AAPPL-like practice activities.
- **Keyboarding:** Practice keyboarding—especially special characters and accents. The presentational writing tasks found on the AAPPL demo and in Communication Builder are ideal places to practice.
 - French, German, Italian and Spanish Test-takers can use the character map found within AAPPL or can [install a language-specific keyboard](#).
 - Arabic, Chinese (Mandarin), Japanese, Korean, and Russian test-takers should [install a compatible language-specific keyboard](#).



- **AAPPL Topics:** Each year, ACTFL provides an overview of the [general topics](#) found on the AAPPL. Practice speaking, reading, and writing on topics in these areas and others.
- **NCSSFL- ACTFL Can-Do Statements:** Review the [Can-Do Statements](#) to understand what your language proficiency goals might be. You may also want to discuss the proficiency goals with your teacher. What are your goals?
- **Media & Your Community:** Use your language outside the classroom! Watch TV or online videos in the language. Listen to online radio stations. Visit restaurants or appropriate community locations to practice talking to other learners your age.

Tips for taking the AAPPL Interpersonal Listening and Speaking Test

1. Talk as much as possible and give as much information as you can in the target language!
2. Pay attention to what your Video Chat Partner says.
3. You can only replay the video one time, so make sure you pay attention.
4. Practice asking questions on different topics, as you will need to do so on the test.
5. The AAPPL topics are posted online [here](#). Read through them and become familiar with them prior to the test.
6. Practice, practice, practice!
7. Do your best!

Tips for taking the AAPPL Writing Test?

1. Manage your time wisely.
2. Pay attention to the prompt, and what is being asked. Stay on topic!
3. Write as much as possible about the topic and do so in the target language. We want to see how much you can do!
4. Remember to pay attention to what time frame you must address in the prompt. You may be asked to write about something that happened in the past, will happen in the future, or happens daily.
5. Make sure you practice typing in the target language on the computer. Keyboarding is very important!
6. Practice, practice, practice! Keep a journal, write out tasks in the target language, write emails, or join appropriate online discussions with your teachers, friends, and colleagues!